

The Maple Leaf Forever Tree

Lumber and Unique Pieces Catalogue

V1.10 4-april-14

City of Toronto

Economic Development & Culture

greentech@toronto.ca





Table of Contents

Table of Contents	2
General Information	3
Approved Uses.....	3
Donation to Obtain some of the Wood.....	4
Planks & Lumber Inventory	5
Unique Pieces Inventory.....	7
Logs.....	10
Cookies	11
Sawdust and Shavings	11
Pictures of Unique Pieces.....	12
Bark Cuts.....	12
Splits	15
Logs.....	17
Rounds.....	23
Crotch Wood	27
Stumps.....	29
Other.....	32
Sets	33
Unprocessed Logs.....	35



General Information

The tree that legend has it inspired the song "The Maple Leaf Forever" was downed in a wind storm on July 19, 2013. Shortly after the tree removal process had begun efforts were taken to salvage the wood from the tree for possible re-utilization.

All "logs" from the tree were categorized, end sealant applied to prevent uneven drying and placed in storage in a ventilated space. The majority of the logs were processed into lumber and "unique pieces" using a portable sawmill on March 8-9, 2014 and placed into a dehumidifier wood kiln for drying to a targeted 5-10% moisture content range. End sealant was applied to pieces as they were placed into the kiln. It is anticipated that wood will be removed from the kiln by mid May, 2014. Distribution of dried wood will commence shortly thereafter. "Green" wood can be distributed earlier.

Despite preservation efforts - this was an old tree. If the legends are correct it was at least 160 years old. There are significant amounts of lower quality wood and no attempt has been made to grade individual pieces other than a few descriptive words on some pieces.

Approved Uses

City of Toronto Council has directed City staff to utilize the wood from this historic tree using the following criteria:

Items created from the wood will be kept in the public realm to the greatest extent possible except where there may be unique opportunities for public benefit such as creation of awards for civic duty or articles that can be sold to support Toronto urban tree forestry initiatives. No more than 5% of the wood would be used for these types of purposes.

Public agencies can contact Economic Development and Culture at greentech@toronto.ca to outline proposed uses. Once approved there is no cost for the wood for the proposed project. It will be the responsibility of the public agency to arrange for pick up of the wood.

Service providers such as designers, wood crafts workers, artists, music instrument makers, etc can partner with a government or public agency to produce an item that are kept in the public realm. An item for a local library or community centre is an example of this. Economic Development & Culture (EDC) can assist in making initial connections between service providers and agencies who reach out to us.

The service provider and the public agency will be responsible to negotiate any design and display issues as well as any negotiations on fees or cost coverage associated to producing or housing an item.



Donation to Obtain some of the Wood

Up to 5% of the Maple Leaf Forever Tree wood may be used for fundraising activities. If you have a private sector use or have a proposal to use some wood for fundraising activities to support urban tree forestry initiatives in Toronto then please email greentech@toronto.ca with a brief outline of your proposal.

Direct requests for wood need to outline their proposal and then, once approved, donate to organizations that have urban tree initiatives in Toronto. Once a donation receipt is received by EDC then wood will be reserved for the project.

Two local tree organizations who accept donations that support Toronto tree initiatives are:

Toronto Parks and Trees Foundation - <https://torontoparksandtrees.org/maple-leaf-forever>

LEAF (Local Enhancement & Appreciation of Forests) (through their Urban Forest Fund at Tides Canada Foundation) - www.yourleaf.org/make-donation



Planks & Lumber Inventory

Notes: Total calculated volume is 657 board feet

All measurements are in inches unless otherwise noted

All items in this list unless otherwise noted are being kiln dried

Number	Thickness	Width	Length	Board Feet	Unique Attributes or Markings	Comments	Taken/ Reserved (T/R)
A32	1	6	20	0.8			
A33	1	6	20	0.8			
A34	1	6	20	0.8			
A35	1	6	48	2.0			
A36	1	6	48	2.0			
A37	1	6	48	2.0			
A38	1	6	48	2.0			
A39	1	6	48	2.0			
A40	1	6	48	2.0			
A41	1	6	48	2.0			
A42	1	6	48	2.0			
A43	1	6	48	2.0			
A44	1	6	48	2.0			
A45	1	6	48	2.0			
A46	1	6	48	2.0			
A47	1	6	48	2.0			
A48	1	6	48	2.0			
A11	1	7	53	2.6			
A10	1	8.5	51	3.0			
A05	1	9	62	3.9			
A71	1	13	69	6.2			
A12	1.5	9	43	4.0			
A73	1.5	10	71	7.4			
A09	1.5	9	120	11.3			
A08	1.5	10	112	11.7			T
A49	2	6	45	3.8			
A31	2	8	63	7.0			
A16	2	10	54	7.5			
A17	2	10	54	7.5			
A75	2	10	71	9.9			
A68	2	12	72	12.0			
A74	2	13	71	12.8			
A62	2	18	72	18.0			
A63	2	18	72	18.0			
A64	2	18	72	18.0			
A65	2	18	72	18.0			
A66	2	18	72	18.0			
A67	2	18	72	18.0			
A51	2.5	6	80	8.3			
A61	2.5	15	71	18.5			
A52	2.5	14	80	19.4			
A53	2.5	14	80	19.4			
A54	2.5	14	80	19.4			



A55	2.5	14	80	19.4			
A56	2.5	14	80	19.4			
A85	3	3	20	1.3			
A76	3	3	55	3.4			
A77	3	3	55	3.4			
A78	3	3	71	4.4			
A79	3	3	71	4.4			
A80	3	3	71	4.4			
A81	3	3	71	4.4			
A82	3	3	71	4.4			
A83	3	3	71	4.4			
A84	3	3	71	4.4			
A50	3	6	54	6.8			
A30	3	9	63	11.8			
A72	3	16	70	23.3			
A59	4	8	56	12.4			
A60	4	8	56	12.4			
A69	4	10	82	22.8			
A70	4	10	82	22.8			
A57	5	4	54	7.5			
A58	5	4	54	7.5			
A13				0.0	cookie		T
A14				0.0	cookie		T
A15				0.0	cookie		T
Unique sets							
A06	2.5	10	132	22.9		reserved for use as a CH bench	
A07	2.5	10	130	22.6		reserved for use as a CH bench	
A18	1	10	30	2.1	hole in one end	Set A18-A24	
A19	1	10	30	2.1	hole in one end	Set A18-A24	
A20	1	10	30	2.1	hole in one end	Set A18-A24	
A21	1	10	30	2.1	hole in one end	Set A18-A24	
A22	1	10	30	2.1	hole in one end	Set A18-A24	
A23	2	10	30	4.2		Set A18-A24	
A24	2	10	30	4.2		Set A18-A24	
A25	3	10	80	16.7		set a25-a26	
A26	2	10	80	11.1		set a25-a26	
A27	2	6	100	8.3	outside	set a27-a29	
A28	2	6	100	8.3	middle	set a27-a29	
A29	2	6	100	8.3	outside	set a27-a29	



Unique Pieces Inventory

Note: All measurements are in inches unless otherwise noted.
Items with a * are not being kiln dried.
See pictures of pieces in next section.

Definition of Types:

Bark Cuts – one side is live edge
Logs – longer than wide
Rounds – wider than long
Split – small irregular shaped piece
Crotch wood – ideal for carving/turning
Stumps – irregular shaped
Other
Sets – pieces which work well together

Number	Type	Thickn ess	Width	Length	Diam eter	Unique Attributes or Markings	Comments	Taken/ Reserved
B101*	a-bark cut	3	2	25				
B102*	a-bark cut	2	2	26				
B103*	a-bark cut	1.5	10	15				
B19	a-bark cut	3	10	79				
B20	a-bark cut	2	7	79		hour glass		
B21	a-bark cut	3	5	57		look like a portage pad		
B22	a-bark cut	1	6	63		knots		
B23	a-bark cut	2	7	63		knots		
B24	a-bark cut	2.5	8	63		knots and gnarl		
B28	a-bark cut	2.5	10	80				
B29	a-bark cut	2.5	10	80				
B30	a-bark cut	3	9	80			triangle shape	
B43	a-bark cut	2	8	56				
B44	a-bark cut	2	8	56				
B46	a-bark cut	1.5	8	56				
B47	a-bark cut	2	12	80				
B48	a-bark cut	4	12	80				
B49	a-bark cut	2	12	80				
B50	a-bark cut	1	9	60				
B67	a-bark cut	1	6	46				
B69	a-bark cut	3	3	20		squared		
B70	a-bark cut	1	10	68				
B94	a-bark cut	2	3	50				
B95	a-bark cut	2	3	41				
B96	a-bark cut	1	3	51				
B97	a-bark cut	2	3	40				
B06	b-split		8	40				
B08	b-split			9	9	small		
B09	b-split			9	9	small		
B62	b-split		5	18				
B87	b-split		7	18		hard curve		
B88	b-split		9	9		hard curve		
B89	b-split		8	10				



B90	b-split		7	16			
B07	c-log			25	6	hollow throughout	
B11	c-log			12	6	burl and crotch	
B12	c-log			17	6	crotch	
B15	c-log			28	17	lots of metal in it	
B31	c-log			11	5		
B41	c-log			27	9	split	
B45	c-log			10	10		
B56	c-log			40	7		turning for baseball bat?
B57	c-log			16	9	hollow	
B59	c-log			22	15		
B60	c-log			17	7	knarls + some rot	
B63	c-log			12	7		
B65	c-log			14	10	hollow	
B68	c-log			11	7		
B71	c-log			20	17	lots of metal in it	
B73	c-log					missing dimensions	see picture
B74	c-log			16	6		
B75	c-log			33	6		
B76	c-log			34	5	curve + knots	
B77	c-log			12	9	crotch and burls	
B78	c-log			14	5		
B79	c-log			13	9		
B80	c-log			26	5		
B81	c-log			34	7		
B82	c-log			30	5	slight curve	
B83	c-log			21	8		
B84	c-log			15	5		
B85	c-log			10	6	hollow, 90o bend	
B86	c-log			31	6		
B100*	d-round			2	7	chipped	
B106*	d-round			8	13		
B14	d-round			11	16		
B17	d-round			6	18		
B18	d-round			10	18		
B25	d-round			8	19		
B26	d-round			6	19		
B27	d-round			8	19		
B40	d-round			10	7		
B42	d-round			6	12	metal + saw cut	
B58	d-round			5	12		



B38	e-crotch			12	11	lots of crotches	
B66	e-crotch		8	10		split	
B72	e-crotch		24	17		crotch and burls	
B91	e-crotch			22	19	crotch	
B92	e-crotch		10	30		crotch	
B05	f-stump			38	13		
B10	f-stump		5	11		crotch, hollow	
B13	f-stump			13	5	hollow, burl	
B16	f-stump	27	15	15		crotch	
B39	f-stump			13	12		
B61	f-stump		19	48		stump, rot, interesting character	
B64	f-stump		17	19		hollow middle	
B93	f-stump		31	58		hollow	
B01	g-other	4	8	100		1st cut	dimensions are estimated
B02	g-other	8			13	round hollow stem	dimensions are estimated
B104*	g-other	2			4	burl - unique	
B105*	g-other	5	18	15			
B108*	g-other	2			12	unique ring growth	
B03	h-set			100	4		pair b03 + b04
B04	h-set			100	4	unique rotten core	pair b03 + b04
B32	h-set	2	6	60			set b-32 - b37
B33	h-set	2	10	12		crotch	set b-32 - b37
B34	h-set	1	6	17		crotch	set b-32 - b37
B35	h-set	1.5	6	70			set b-32 - b37
B36	h-set	2.5	7	70			set b-32 - b37
B37	h-set	3	8	70			set b-32 - b37
B51	h-set		9	100		lots of rot	set b-51 to b-54
B52	h-set		9	100		lots of rot	set b-51 to b-54
B53	h-set		9	100		lots of rot	set b-51 to b-54
B54	h-set		9	100		lots of rot	set b-51 to b-54



Logs

These items are not kiln dried.

Number	Log Directory #	Thickness	Width	Length	Diameter	Unique Attributes or Markings	Comments	Reserved/Taken
L006	VI			50	15		split	
L007	VII			41	15		split	
L008	VIII			15	23	nice burls	split	
L010	X			65	2		branch	Y
L011	XI			65	2		branch	Y
L014	XIV			36	8		split	
L015	XV			27	8		crotch	
L016	XVI			40	7	crotch		Y
L018	XVIII			80	8	lots of curve	split	
L019	XIX			65	7	lots of curve	partial split	
L023	XXIII			22	16	burl		Y
L025	XXV			144	30	crotch and burl	quite rotted	
L026	XXVI			144	41	burl	unique rotting and roots	Y
L030	XXX			70	34		unique interior	
L037	XXXVII			117	12	crotch and burl		
L100	new identifier	1.5	17	65			split	
L101	new identifier			20	7			
L102	new identifier	2.5	8	27			split	
L103	A01							
L104	STEM50							Y



Cookies

There are 57 tree cross sections (cookies) that have been cut from tree. Variety of thicknesses and widths. Thicker cookies can be sliced once dried into 2-3" thicknesses.



Sawdust and Shavings

There are 4 bags of fine sawdust and 1 bag of shavings (some dirt mixed in) available (some dirt and containments mixed in). Can be used for paper making, 3D printing, bedding for baby zoo animals, etc.






Pictures of Unique Pieces


Bark Cuts

B101*		
B102*		
B103*		
B19 B20 B21		
B22 B23 B24		
B28	Photo missing	




B29	Photo missing
B30	Photo missing
B43	
B44	
B46	



B47			
B48			
B49			
B50			
B67			
B69			








B70	
B94 B95 B96 B97	

Splits





B06	Photo missing
B08	Photo missing
B09	






B62		
B69	Photo missing	
B87		
B88		
B89		
B90		







Logs

Cut #	Pictures
B07	
B11	
B12	
B15	






B31			
B41			
B45			







B56		
B57		
B59		
B60		









B63		
B65		
B68		






B71		
B73		
B74		
B75		



B76		
B77	Photo missing	
B78		
B79		
B80		
B81		
B82		



B83		
B84		
B85		
B86	Photo missing	

Rounds

Cut #	Pictures
B100	



B106		
B14		
B17		



B18		
B25		
B26		



B27



B40



B42








B58		
-----	---	--

Crotch Wood

Cut #	Pictures
B38	
B66	




		
B72		
B91		






B92		
-----	---	--

Stumps

Cut #	Pictures
B05	
B10	



B13		
B16		
B39		



B61



B64





B93	
-----	---

Other

Cut #	Pictures
B01	
B02	
B104	



B105		
B108		

Sets

Cut #	Pictures
B03	
B04	



B32
B33
B34
B35
B37
B37






B51
B52
B53
B54












Unprocessed Logs

L006			
L007			
L008			



L010		
L011		
L014		
L015		



L016		
L018		
L019		





L023		
L025		
L026		



L030		
L033		
L037		
L100		



L101			
L102			
L104	S T E M 5 0	